


LED Intelligent Driver

36W 1.5A 24Vdc



- Dimming interface: Triac/ELV, Push Dim.
- Apply to leading edge and trailing edge TRIAC dimmers.
- PWM digital dimming, no alter LED color rendering index.
- No flicker in high-definition video camera.
- Dimming range from 0-100%, LED start at 0.1% possible.
- Efficiency > 87%.
- Short circuit / Over-heat / Over load protection.
- Class 2 power supply. Full protective plastic housing.
- Compliant with Safety Extra Low Voltage standard.
- Suitable for indoor environments.



Main Characteristics

Dimming Interface:	Triac/ELV, Push Dim
Input Voltage Range:	200-240Vac ±10%
Frequency:	50/60Hz
Input Current:	230Vac≤0.4A
Efficiency:	≥87%
Inrush Current(typ.):	Cold start 40A at 230Vac
Leakage Current:	<0.5mA/230Vac
Output Current:	Max. 1.5A
Output Voltage:	24Vdc
Output Voltage Range:	24Vdc ±0.5Vdc

Ripple & Noise:	≤120mV
Output Power:	Max. 36W
Overload Power Limitation:	≥102%~125%
Dimming Range:	0~100%, LED start at 0.1% possible.
Working Temperature.:	tc: 70°C ta: -30°C ~ 55°C
Working Humidity:	20 ~ 95%RH, non-condensing
Storage Temp., Humidity:	-40 ~ 80°C, 10~95%RH
Temp. Coefficient:	±0.03%/°C(0-50°C)
Vibration:	10~500Hz, 2G 12min./1cycle, period for 72min. each along X, Y, Z axes

* The dimming range parameters adopted LUTRON® dimming system as testing standards. The parameters may differ by using Triac/ELV dimming systems of different brands. We can customize program for clients' high requirements.

Attn: LUTRON® is registered trademarks of Lutron Electronics Co., Inc. registered in the U.S. and other countries

Protection

Over-heat Protection:	Shut down the output when PCB temp.≥110°C, auto recovers when temp. back to normal.
Over Load Protection:	Shut down the output when Current Load≥102%~125%, auto recovers after faulty condition is removed.
Short Circuit Protection:	Shut down automatically if short circuit occurs, auto recovers after faulty condition is removed.

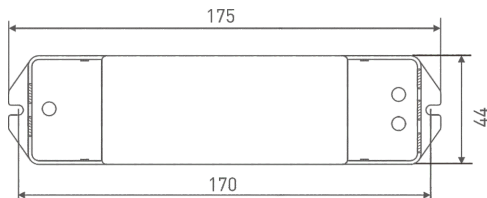
Safety & EMC

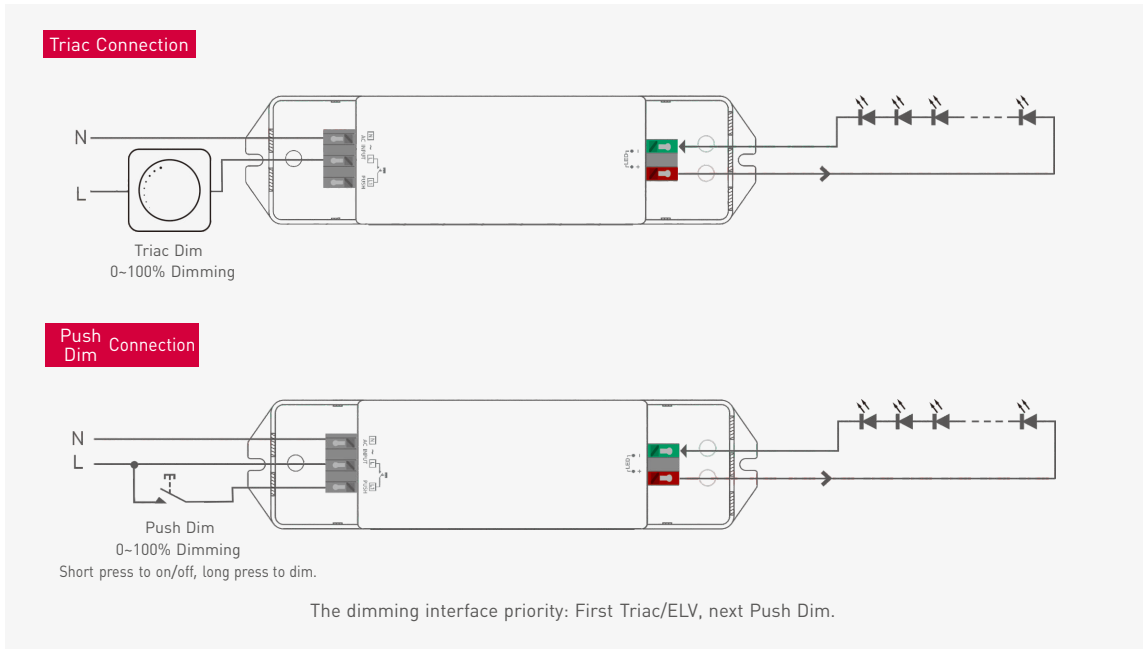
Withstand Voltage:	I/P-O/P: 3750Vac
Isolation Resistance:	I/P-O/P: 100MΩ/500VDC/25°C/70%RH
Safety Standards:	IEC/EN61347-1, IEC/EN61347-2-13
EMC Emission:	EN55015, EN61000-3-2 Class C, IEC61000-3-3
EMC Immunity:	EN61000-4-2,3,4,5,6,8,11 EN61547

Others

Dimension:	175×44×30mm(L×W×H)
Packing:	178×48×33mm(L×W×H)
Weight(G.W.):	185g±10g

Dimensions

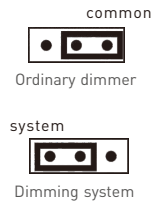




Selecting between ordinary dimmer and dimming system

Ordinary dimmer and dimming system have different dimming precision, precision of dimming system is higher. To meet customers' requirements on perfect dimming effects, we LTECH designed two programme options.

Method: Turn off the power and then remove the housing of the LED driver to find right component on the PCB. Shift system by selecting different contact pin (For installation professionals use only). Factory default as common (For ordinary dimmer).



Push Dimming



Reset Switch

- On/off control: Short press.
- Stepless dimming: Long press.
- With every other long press, the light level goes to the opposite direction.
- Dimming memory: Brightness will be the same as previously adjusted when turning off and on again.